


# Subject Specific Vocabulary

<b>Stitch</b>	When the thread is looped through the material in a specific pattern.
<b>Under stitch</b>	A line of straight stitching that helps to keep facings lying flat and hidden from view
<b>Applique</b>	To mean 'applied' - describes method of stitching/gluing patches onto fabric.
<b>Pattern/Template</b>	A shape drawn to exact shape and size and used to assist cutting out.
<b>Seam</b>	The line where two pieces of material are sewn together.
<b>Seam Allowance</b>	Extra fabric allowed for joining together, usually 1.5cm.




# Year 3 & 4 Summer Cycle A Design and Technology Textiles 2D form to 3D Concept: Textiles


## Knowledge

**Stitches:**


**Running stitch** (simple stitch consisting of a line of small even stitches)



**Overstitch** simple stitch consisting of the thread going over the edge of the fabric, usually used to stop a fabric from fraying.



**Cross stitch** (pairs of diagonal stitches cross each other in the middle to form an X).



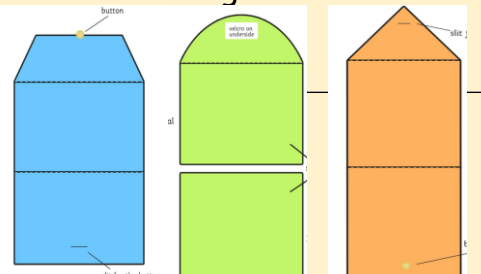
## Skills

Annotate our designs to show our thinking, change of designs and improvements.

Use the given measurements to draw a template onto squared paper.

Draw an outer line (cutting line) on to the paper template, approximately 10mm away from the sewing line.

Place template pieces carefully to avoid wastage.



## Possible fastenings



**Buttons**



**Velcro**

## Aesthetics

The way in which a product looks.

