



Welcome to Green Lea First School

Where everybody is somebody



The purpose of this resource

- To explain how phonics is taught in school.
- To find out how you can help your child.



Phonics

Phonics is the principal of learning sounds rather than letter names. The children will have 4 phonics sessions a week using material from Read Write Inc (RWI) program. These sessions are taught in homogeneous groups.

We teach RWInc to all the children from Nursery up to Year 2.

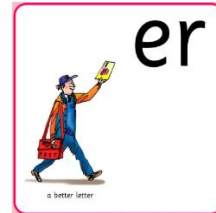


Phonics in Nursery and Reception

RWInc teaches the children the letter along with a sound, a picture, a caption and an action to help the children remember the sound and letter formation for each individual letter.

Every day, children learn new sounds, and review previous sounds and words.

They apply what they've been taught by reading words containing the sounds they know in matched decodable books and other texts, and write these sounds in individual words and, later, sentences.



Meet Fred



Alongside teaching children sounds, we teach them to blend sounds to read words e.g. s-a-t, sat.

Once children can read sounds speedily and understand Fred (m-a-t...mat) , they can decode words.

Fred can only talk in sounds.



Sounds taught through Reception and the start of Year 1.

Speed Sounds Set 1 and Set 2

Consonant sounds – stretchy

f	l	m	n	r	s	v	z	sh	th	ng	nk
---	---	---	---	---	---	---	---	----	----	----	----

Consonant sounds – bouncy

b	c	d	g	h	j	p	qu	t	w	x	y	ch
	k											

Vowel sounds – bouncy

a	e	i	o	u
---	---	---	---	---

Vowel sounds – stretchy

ay	ee	igh	ow
----	----	-----	----

Vowel sounds – stretchy

oo	oe	ar	or	air	ir	ou	oy
----	----	----	----	-----	----	----	----



By the end of year 1 we aim to have taught all the sounds from set 1, 2 and 3.

English alphabetic code

- 44 sounds
- 26 letters
- Over 150+ graphemes (letter combinations)
- One of the most complex alphabetic codes in the world.



Consonant sounds

f	l	m	n	r	s	v	z	sh	th	ng
ff	ll	mm	nn	rr	ss	ve	zz	ti		nk
ph	le	mb	kn	wr	se		s	ci		
					c		se			
					ce					

b	c	d	g	h	j	p	qu	t	w	x	y	ch
bb	k	dd	gg		g	pp		tt	wh			tch
	ck				ge							
	ch				dge							

Vowel sounds

a	e	i	o	u	ay	ee	igh	ow
	ea				a-e	e-e	i-e	o-e
					ai	y	le	oa
						ea	i	o
						e	y	

oo	ee	ar	or	air	ir	ou	oy	ire	ear	ure
o-e			oor	are	ur	ow	oi			
ue			ore	aw	er					
ew			aw	au						

Pure Sounds

It is important that we use 'pure sounds' when teaching phonics.

Below is a link to a video to help at home:

<https://www.youtube.com/watch?v=TkXcabDUg7Q>



'Special Friends', 'Fred Talk'



Children will be able to read all of the words in the Storybook.

If they hesitate, remind them to read the word using 'Special Friends, Fred Talk,'.

Black Hat Bob

Black Hat Bob is on his ship.

This is his peg leg.



I

Red Words

said

Some words are 'tricky' because they contain letters that don't match the sounds the child has been taught.

For example, 'said' has 'ai' making an 'e' sound.

We teach these common exception words as Red words.

In the early Storybooks, these words are printed in red text.

Remind your child not to use Fred Talk to read Red words but instead to stop and think if they know the word. Tell them the word if needed.

This is Red Hat Rob.



"I will grab that cash box," he said.

Once the children have begun to blend words they will bring home reading books each week and have a book bag. Please share these books with your child, reading to them and encouraging them to read to you as they gain confidence. Make a note in the yellow home/school book, also note other books you may have shared (i.e. at bedtime).

Ditty 3: a man and a dog

Speed Sounds - read the sounds (not the letter name)

i a m n g p d s t o



Green Words - read these words by blending the sounds together

tin man dog map pot pan and
dig digs

Red Words - read these words but tell your child the word if they get stuck

the

a man and a dog and a map
the dog digs
a pot
a tin
a pan



Year 1

Children in year 1 are discreetly assessed to ensure that they have retained the sounds already taught in Reception. Then they are placed in groups with children that are at the same reading level as them.

These groupings are changeable as the children learn and develop at different speeds.

4 times a week all the children participate in a phonics speed sound lesson.

Set 2 an 3 - say the sound



Phonic Screening Check

This takes place in the Summer Term of Year 1. All the children take part and by following this program they are full prepared and expectations of passing is high.

What happens During the Screening?

The test contains 40 words. Each child will sit one-to-one and read each word aloud to a teacher. The test will take approximately 10 minutes per child, although all children are different and will complete the check at their own pace. The list of words the children read is a combination of 20 real words and 20 pseudo words (nonsense words).

Pseudo Words, Nonsense words or Alien words

The pseudo words will be shown to your child with a picture of an alien. This provides the children with a context for the pseudo word which is independent from any existing vocabulary they may have. Pseudo words are included because they will be new to all pupils; they do not favour children with a good vocabulary knowledge or visual memory of words.

Reporting to Parents

By the end of the summer term all schools must report each child's results to their parents. They will also confirm if the child has met the standard threshold. Children who do not achieve the expected level will retake the test when they are in Year 2.

How are the Results Used?

Results from the check will be used by schools to analyse their own performance and for Ofsted to use in inspections

Year 2

Throughout year 2 we re-teach any sounds that they may be struggling with and consolidate sounds from all 3 sets.

Children that are not secure in all 3 sets participate in small group or 1:1 sessions 4 times a week. This continues into Year 3 and 4 if children require it.



Reading books



At Green Lea, children read Read Write Inc. Storybooks that match the sounds they can read.

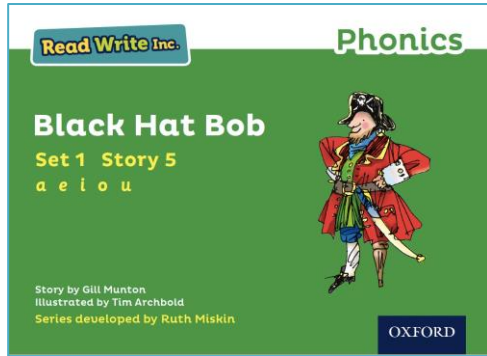
They read each Read Write Inc. Storybook three times in class with their partner.

Re-reading the same book helps children to become confident readers. Each time they re-read, they build their fluency/speed and comprehension.

They love reading and want to read because they can read all of the words in the Storybook.



Books your children will bring home



Children bring a new book home every Thursday.

In your child's book bag, they will bring home:




- the Storybook they have just read in class to practise reading what they can already read.
- a Book Bag Book that links to the story they have read in class.



Reading in Year 3 and 4.

Children progress through banded books whilst in Year 3 and 4, building up their wider knowledge, vocabulary and reading skills.

Any pupils who are not secure in set 3, by the time they reach Key Stage 2 will receive specifically tailored support through the Read Write Inc intervention program. This will be needs led and taught in small groups or on a 1:1 basis. Specific books will be used to ensure the content is age appropriate whilst still being decodable.



What can I do to help my child?

1. Use pure sounds rather than letter names.
2. Use Fred Talk to help your child to read and spell words.
3. Listen to your child read their Storybook every day.
4. Read with your child every day.

